




Visualizing a Character

Describe with words and pictures how you visualized a character from the story.





Visualizing a Favorite Character

Draw a picture of your favorite character in the story. Write words to describe that character.

Visualizing with Sight and Sound


What are some things that you can see or hear in your mind as you are reading the book?







Visualizing with Sight, Sound, and Smell

What are some things you could see, hear, or smell while reading?



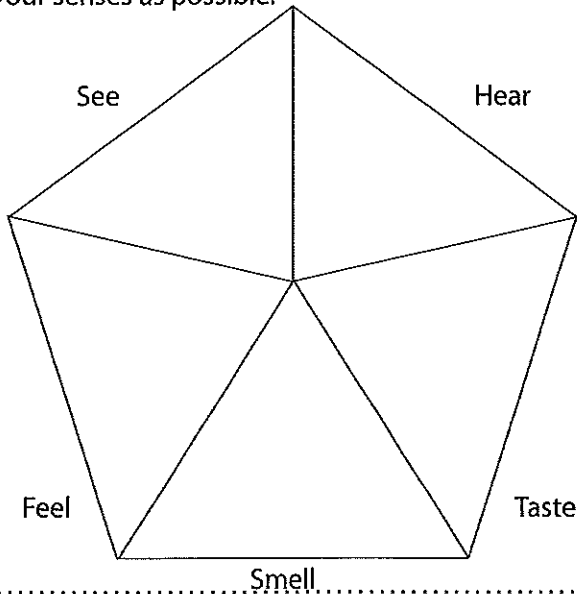






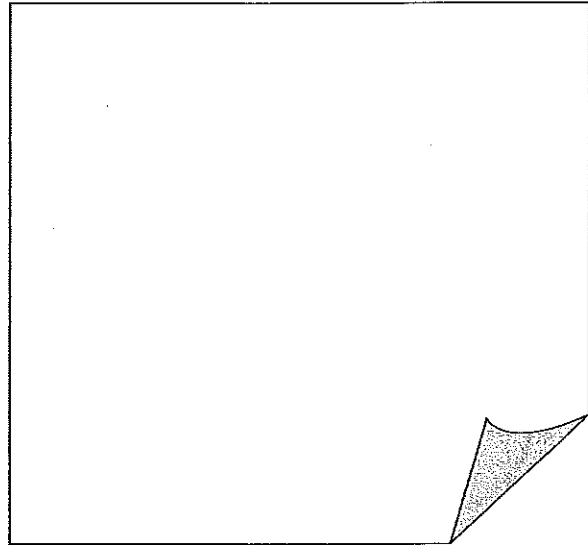
Visualizing Using all Five Senses

Choose a particularly descriptive passage of the book. Record things that you were able to visualize as you were reading. Use as many of your senses as possible.



Visualizing Create a Magazine Advertisement

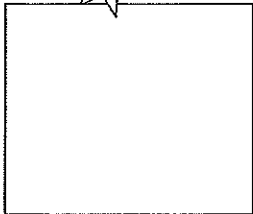
Create a magazine advertisement to promote the book. Remember to include the title, the author, an illustration, and an interesting caption about the book.




Visualizing Celebrity Characters

If you were in charge of turning the book into a movie, which celebrities would play the different characters? Describe why you think each celebrity is the best match for the character.

Now Starring ...





Visualizing a Specific Event

Use the space below to draw an image that you visualized while reading. Include evidence from the text that supports your picture.



Visualizing Creating a Diagram

Create a diagram to explain something from the text. Use labels to explain your thinking.

Visualizing Looks Like, Sounds Like, Feels Like

Choose an important idea from the text and describe it with pictures and words. What does it **look like**, **sound like**, and **feel like**?

Looks like ...	Sounds like ...
